

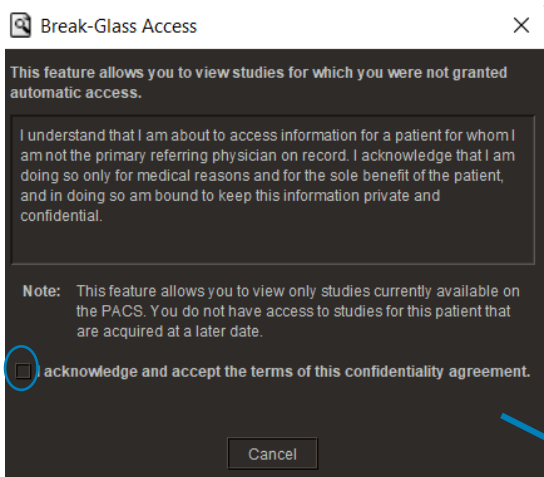
## Break Glass Access

Break- Glass Access provides clinicians with self-service access to patient studies completed at a Vision Radiology clinic where you were not the referring doctor.

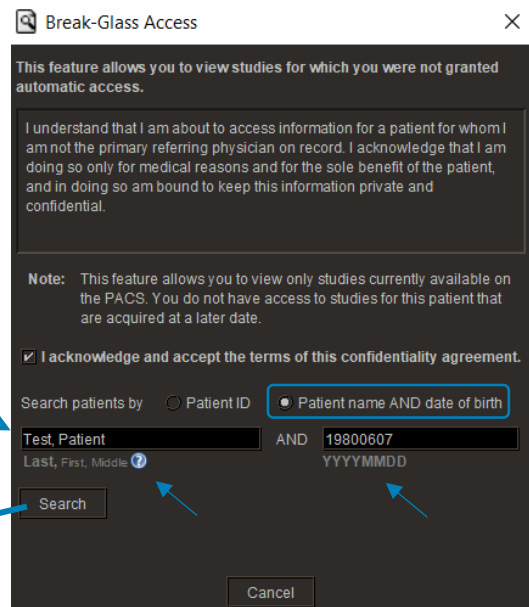
1. Open IntelViewer or IntelConnect and login in
2. Click the **Padlock Break Glass** icon



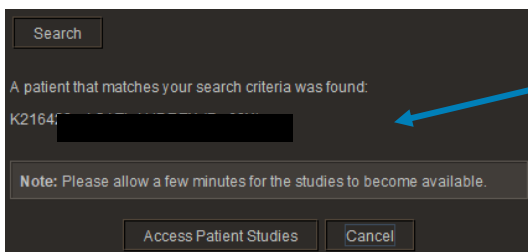
3. Read and accept the confidentiality agreement by ticking the acknowledgment box



4. Search for the patient required



5. Click **Access Patient Studies**



6. The study will appear in the search window, double click on the study to open.